


ABBREVIATIONS	
TH	THRESHOLD
BIT CONC.	BITUMINOUS CONCRETE PAVEMENT
CCB	CAPE COD BERM
EP	EDGE OF PAVEMENT
BC	BITUMINOUS CONCRETE CURB
RET WALL	RETAINING WALL
CONC.	CONCRETE
RCP	REINFORCED CONCRETE PIPE
VGC	VERTICAL GRANITE CURB
ETW	EDGE OF TRAVEL WAY
MTL	METAL BERM
VCC	VERTICAL CONCRETE CURB

RESTORATION DETAILS
PREPARED BY: ECR, LLC



REV	DATE	DESCRIPTION	BY	APP
1	2/12/24	WOOD PILES	ESS	BCM
2	4/10/24	BUILDING FOOTPRINT	ESS	BCM








<p>PROPOSED PLANTING PLAN 16 LIGHTHOUSE ROAD SCITUATE, MASSACHUSETTS</p>	<p>APPLICANT: THOMAS P. MCCARTHY 52 CAROLYN CIRCLE MARSHFIELD, MASSACHUSETTS</p>
---	--

DRAWN BY:	ESS
DESIGNED BY:	ESS
CHECKED BY:	BCM
APPROVED BY:	BCM
DATE:	DECEMBER 28, 2023
SCALE:	1"=20'
PROJECT NO.:	223-130

DWG. TITLE:	<h1 style="margin: 0;">PROPOSED PLANTING PLAN</h1>
DWG. NO:	<h1 style="margin: 0;">P-1</h1>

PLANTING NOTES:

- 1.) This planting plan has been designed to restore vegetative Coastal Dune cover following the completion of the approved project. This proposal includes approximately 810 sq. ft. of native revegetation.
- 2.) The surface area of the site should be evenly graded using the existing sandy sediment. Supplemental dune nourishment sand may be added within the proposed planting areas. All dune nourishment sand should consist of compatible grain size as compared to the existing native sand on site.
- 3.) Planting areas are to be vegetated using coastal salt tolerant dune vegetation. Proposed native shrubs and groundcover plant species to be clustered in groups. Remaining areas are to be planted with American Beachgrass (*Ammophila breviligulata*). American Beachgrass is planted as bare root culms or plug plants. Planting of American Beachgrass should include 2-3 culms per hole or plug, spaced 18 inches on center and planted 7"-9" deep. Typically, a bundle of Beachgrass (225 culms per bundle) plants covers approximately 100 square feet.
- 4.) Once restoration has been completed, a report shall be prepared by the overseeing specialist and submitted to the Scituate Conservation Commission to confirm compliance with the planting plan. Monitoring and reporting should be completed in accordance with the anticipated Order of Conditions from the Scituate Conservation Commission.

Native Coastal Plant Legend				
Symbol	Qty	Common	Botanical	Size
		American Beachgrass	Ammophila breviligulata	bare root
	13	Bayberry	Myrica Pensylvanica	1.5 to 2 ft. high
	9	Beach Plum	Prunus maritima	1.5 to 2 ft. high
	18	Bearberry	Arctostaphylos uva-ursi	1 gallon pot
	4	Virginia Rose	Rosa virginiana	1.5 to 2 ft. high